

SUBMIT PHOTOS WITH eSHARE

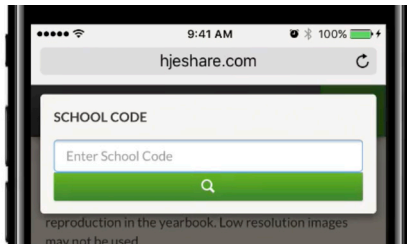
USER GUIDE

Share photos of your students with the FREE HJ eShare app or in a mobile web browser. Photos you upload to eShare may be used in the yearbook. Use any web browser on your phone, or save time by creating an account on the HJ eShare app, available for iPhone and Android.

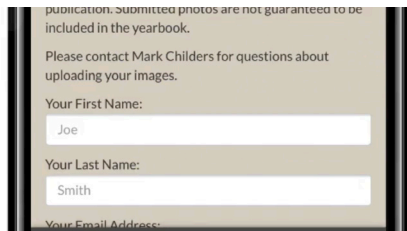
TO BEGIN, UPLOADING PHOTOS, YOU'LL NEED THE SCHOOL'S CODE: 5671

MOBILE WEB BROWSER

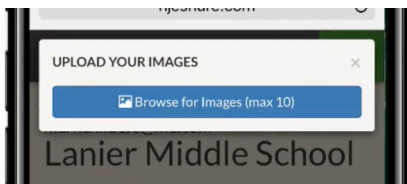
1. Visit www.HJeShare.com
2. Enter the school code



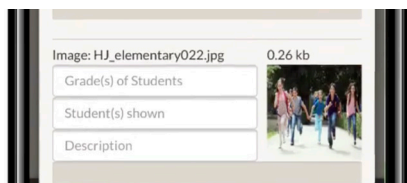
3. Enter your information



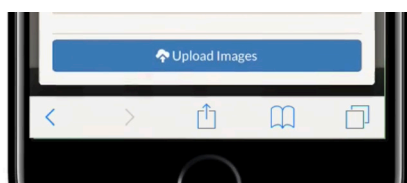
4. Browse and select images



5. Enter image information



6. Upload images

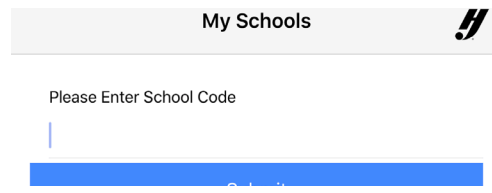


HJ eSHARE APP

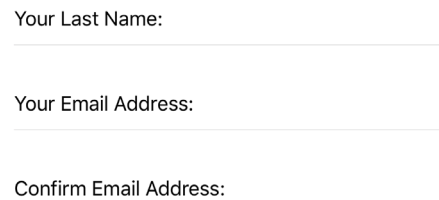
1. Download the HJeSHARE app from your app store



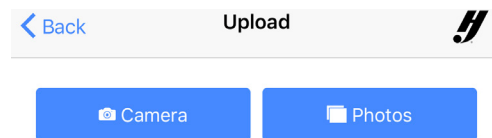
2. Enter the school code



3. Fill in your information to create an account



4. Navigate to your photos



5. Enter image information
6. Upload images

